

**OAN 025/2020 – MAN-TP PP04
STAND 72 PIT & DUCT INSTALLATION**

This OAN replaces OAN 014 with immediate effect. Changes relate to programme dates.

OAN REF:-	025/2020	DATE OF ISSUE:-	05/03/20	EFFECTIVE DATE:-	Immediate
MANUAL REFERENCE(S):-				EXPIRY DATE:-	03/04/20

PLEASE ENSURE THIS INFORMATION IS PROMULGATED TO ALL STAFF

1.0 SUMMARY

1.1 Work continues on the construction of new Taxiway Delta pits and ducts installation on Stand 72.

2.0 PROGRAMME

2.1 Overall: Monday 10th February until Friday 3rd April 2020.

2.2 Nominal working hours will be Monday to Friday 08:00-18:00.

3.0 SCOPE & LOCATION OF WORKS

3.1 All work will be confined to Stand 72. The new compound will link up to the existing compound on Stands 73 and 74. *OAN 124/2019 and OAN 025/2020 refer.*

3.2 The overall scope of works will encompass the following:

- Site establishment for each phase with full height, lit, Heras fencing with red/white baseboards.
- Excavation and installation of pits and ducts.
- Saw cutting and joint sealing.

4.0 OPERATIONAL IMPLICATIONS

4.1 Stand 72 will be closed for the duration of the works. Access to the Ground Services Equipment (GSE) areas will remain available via the head of stand road.

5.0 LOW VISIBILITY PROCEDURES (LVP)

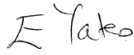

5.1 Overall, the work has no impact on the airport's ability to operate during periods of low visibility.

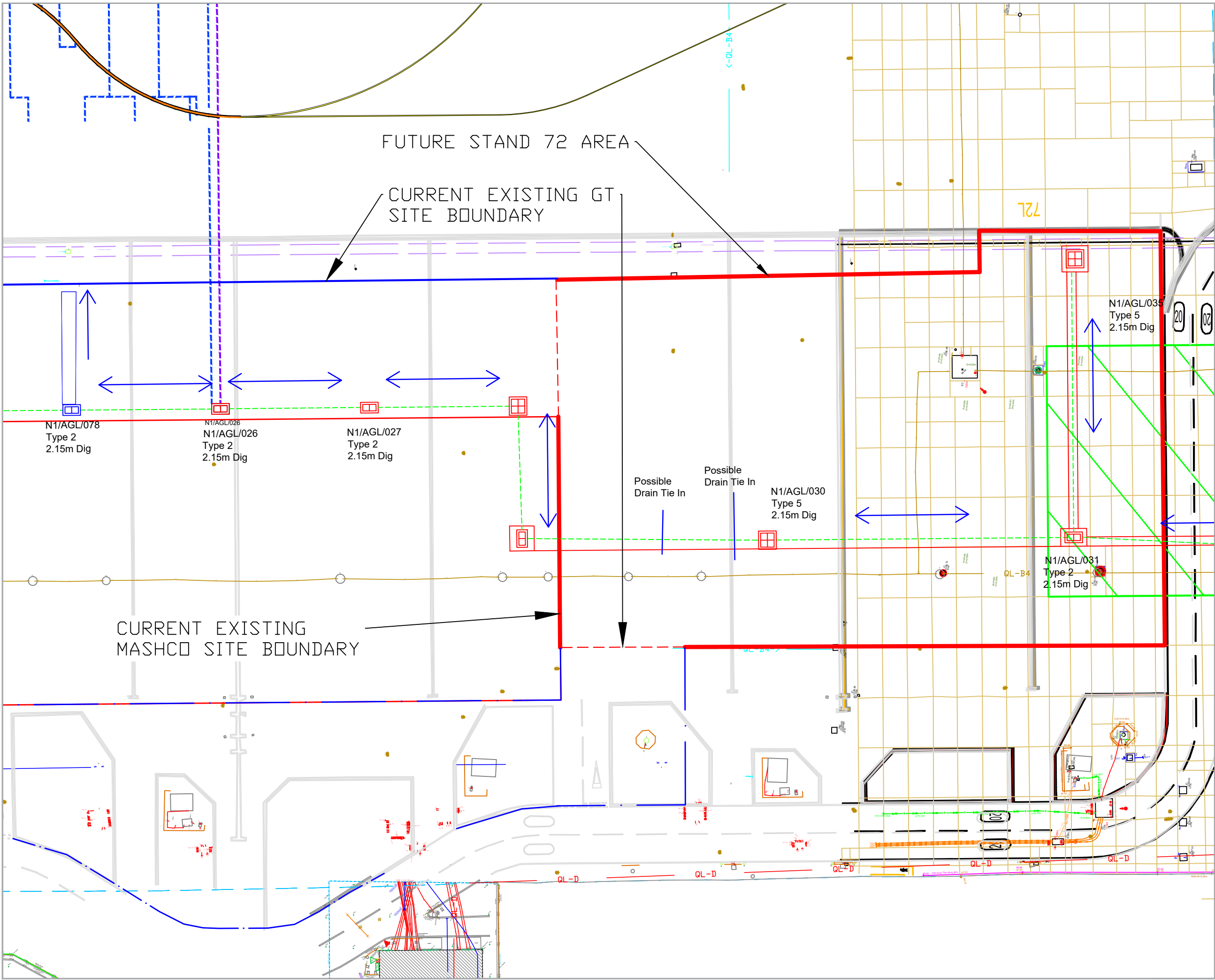
6.0 FURTHER INFORMATION

6.1 For further information, please contact the Airfield Duty Manager on +44 0161 489 3331.

7.0 ADDITIONAL DOCUMENTS

7.1 Drawing: Yes Annexe: No

ORIGINATOR:- (PRINT NAME)	E YATES	CONFIRMED & APPROVED BY:- (PRINT NAME)	C WILD
ROLE:-	Airfield Technical Planner	ROLE:-	Head of Airfield Operations
SIGNATURE:-		SIGNATURE:-	



Notes:

1. DO NOT SCALE THIS DRAWING. ALL DIMENSIONS MUST BE CHECKED/VERIFIED ON SITE
2. ALL DIMENSIONS ARE IN METERS UNLESS STATED OTHERWISE
3. ALL LEVELS ARE IN METERS UNLESS STATED OTHERWISE
4. THE LEVELS SHOWN ON THIS DRAWING HAVE BEEN SURVEYED ON SITE
5. NO BREAKING OF CONCRETE WITHIN 1.5M OF HV CABLES
6. NO BREAKING OUT WITHIN 3M OF FUEL MAINS
7. MASCHO PERMIT REQUIRED TO CARRY OUT ANY WORKS WITHIN 3M OF FUEL MAIN
8. HV ISOLATION REQUIRED TO CARRY OUT SAW CUTTING ABOVE HV CABLES
9. SERVICES HAVE BEEN LOCATED USING GPR AND CAT & GENNY SURVEY
10. SOME UTILITIES HAVE BEEN POSITIONED FROM EXISTING STATS DRAWINGS PROVIDED BY MAG.

UTILITY LEGEND

FWS	FWS	Foul Drainage
SWS	SWS	Surface Drainage
CWS	CWS	Combined Drainage
E	E	Electricity
DHE	DHE	Overhead Electricity
TL	TL	Traffic Light System
GAS	GAS	Gas
W	W	Water
T	T	Telecommunications
CATV	CATV	Cable Television
CCTV	CCTV	Close Circuit Television
BT	BT	British Telecom
DHT	DHT	Overhead Telecom
FD	FD	Fibre Optics
UK	UK	Unknown
GPR	GPR	Unknown Route Located By GPR
DUCT	DUCT	Ducting
TFL	TFL	Transport for London
---	---	Scar

B	Revised Compound Layout/ Size	MW	29/01/20
A	First Issue	MW	06/12/19
REV:	DESCRIPTION:	BY:	DATE:



CONTRACTOR: Galliford Try Aviation
 Runger Lane
 Manchester Airport
 M90 5DL

CLIENT: Manchester Airport Group (MAG)
 Olympic House
 Manchester Airport
 M90 1AA

DRAWN:	CHECKED:	DATE:	REVISION:
MW	MW	29/01/2020	B

PROJECT NAME: PP04 Section 2
 Additional Scope

DRAWING TITLE: Stand 72
 Site Compound Layout

SCALE:	SHEET SIZE:	SHEET NO.:
DNS	A3	2 of 2

PROJECT NO: MAG1007
 STATUS: For Information

DRAWING NO: PP04-S2A-72-01