

**OAN 128/2019 – MAN-TP PP04  
RECONFIGURATION OF STANDS 73 AND 74**

<b>OAN REF:-</b>	128/2019	<b>DATE OF ISSUE:-</b>	06/12/19	<b>EFFECTIVE DATE:-</b>	09/12/19
<b>MANUAL REFERENCE(S):-</b>				<b>EXPIRY DATE:-</b>	06/03/20

PLEASE ENSURE THIS INFORMATION IS PROMULGATED TO ALL STAFF

**1.0 SUMMARY**

1.1 A programme of up to 13 weeks work to reconfigure Stands 73 and 74 to three ICAO Code C stands. When these stands reopen, they will be realigned and renumbered as Stands 925, 927 and 929.

**2.0 PROGRAMME**

2.1 Overall: Monday 9<sup>th</sup> December until Friday 6<sup>th</sup> March 2020.

2.2 Nominal working hours will be Monday to Friday 08:00-18:00L.

**3.0 SCOPE & LOCATION OF WORKS**

3.1 All works will be within a compound on Stands 73 and 74.

3.2 The overall scope of works will encompass the following:

- Site establishment with full height, lit, Heras fencing and red/white baseboards;
- Removal of existing head of stand infrastructure;
- Installation of new high-mast lights;
- Installation of new Fixed Electrical Ground Power units (FEGPs);
- Installation of AVDGS "goalpost" steelwork;
- Saw cutting and joint sealing.

3.3 Works to realign the fuel hydrants on Stands 73 and 74 will be ongoing concurrently with these works under OAN 124/2019 – RECONFIGURATION OF AIRCRAFT FUEL HYDRANTS ON STANDS 73 & 74.

## 4.0 OPERATIONAL IMPLICATIONS

### 4.1 Stand Restrictions

4.1.1 Stands 73 and 74 are closed and will open, after they have been reconfigured and renumbered, as Stands 925, 927 and 929.

### 4.2 Road Restrictions

4.2.1 The head of stand road will be diverted to accommodate works in the western corner of the compound. When this is required a diverted route across the stand will be provided to ensure that the route to Pier 1 remains available. *See attached drawing.*

4.2.2 Traffic management will be in place when the high mast lights are removed from the head of stand.

### 4.3 Ground Service Equipment (GSE) Areas

4.3.1 Where the GSE area cannot be maintained, provision will be made to temporarily relocate it on Stand 71 and/or the GSE area to the west of the compound.

## 5.0 LOW VISIBILITY PROCEDURES (LVP)

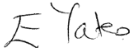

5.1 Overall, the work has no impact on the airport's ability to operate during periods of low visibility.

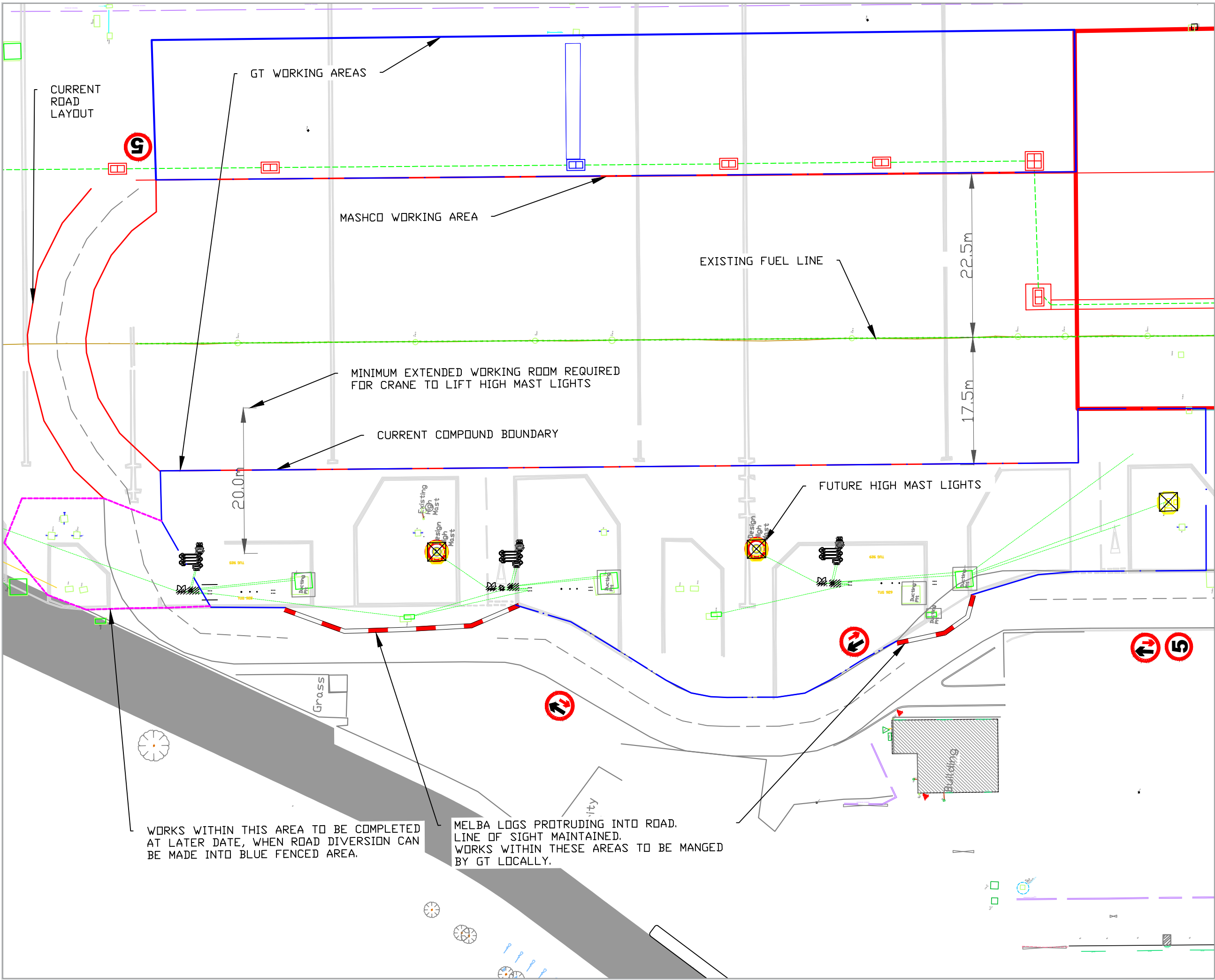
## 6.0 FURTHER INFORMATION

6.1 For further information, please contact the Airfield Duty Manager on +44 0161 489 3331.

## 7.0 ADDITIONAL DOCUMENTS

7.1 Drawing: Yes Annexe: No

ORIGINATOR:- (PRINT NAME)	E YATES	CONFIRMED & APPROVED BY:- (PRINT NAME)	C Wild
ROLE:-	Airfield Technical Planner	ROLE:-	Head of Airfield Operations
SIGNATURE:-		SIGNATURE:-	



Notes:

1. DO NOT SCALE THIS DRAWING. ALL DIMENSIONS MUST BE CHECKED/VERIFIED ON SITE
2. ALL DIMENSIONS ARE IN METERS UNLESS STATED OTHERWISE
3. ALL LEVELS ARE IN METERS UNLESS STATED OTHERWISE

REV	DESCRIPTION	BY	DATE
D	Compound Changed	MW	06/12/19
C	GT Working Area For HoS Works	MW	05/12/19
B	GT Area Removed at Ops Request	MW	05/12/19
A	First Issue	MW	06/11/19



CONTRACTOR: Galliford Try Aviation  
 Runger Lane  
 Manchester Airport  
 M90 5DL

CLIENT: Manchester Airport Group (MAG)  
 Olympic House  
 Manchester Airport  
 M90 1AA

DRAWN	CHECKED	DATE	REVISION
MW	MW	06/12/19	D

PROJECT NAME: PP04 Section 2  
 Additional Scope

DRAWING TITLE: Proposed GT & MASHCo  
 Compound Layout - 900 Stands

SCALE	SHEET SIZE	SHEET NO.
DNS	A3	1 of 1

PROJECT NO: MAG1007 STATUS: For Information

DRAWING NO: PP04-S2A-900 Stands-01